



since 1946

Ernest Fleming
machinery & equipment pty ltd

Website: www.fleming.com.au

Phone: (+61) 02 9427 3270

Email: sales@fleming.com.au

Address: 7/27 Mars Rd, Lane Cove West, Sydney NSW 2066 Australia

EFPF-B1-1000

Flamingo Bench-top Piston Fillers


The EFPF series piston fillers are fitted with an air actuator driven rotary valve and is suitable for dispensing flowable-liquids and creams. A foot-operated pedal initiates the filling cycle. The filler also has an automatic cycle if required as a pump or for cleaning.

Piston Filling Machines use a volumetric filling principle. The piston draws back, allowing product from the supply system to enter the piston chamber. This set volume of product is then pushed out of the piston and dispensed through the nozzle into the container. This entry level bench top piston filling machine for viscous liquids is a highly versatile, dependable, and accurate table top filling machine. The filler is capable of handling water thin to viscous products like hand cream.


This model features an accurate 3-way valve (ROTARY VALVE) mechanism with fittings for the hopper or hose, product cylinder and nozzle. Disassembly and cleaning is simple and is usually completed in a matter of minutes and typically requires no tools. With a simple press of a foot pedal, the exact quantity of product is drawn from the product hopper and dispensed into the container. The machine operates one fill at a time, and stands by until the foot pedal is depressed again.

Benefits

- Rotary valve with positive shut-off nozzle (reducing drips)
- Easy Fill volume adjustment
- Fills liquids, creams, gels and food products with particulates
- Available with 1 fill head
- Foot pedal operation or Automatic Operation
- Grade #304 stainless steel contact parts
- Tool free strip down for quick and easy cleaning
- Bottom close positive shut-off nozzles ensure drip free operation
- Pneumatic operation suitable for hazardous areas or wash down facilities
- Replacement parts always in stock
- Delivered with Standard Spare Seals and O-Rings
- Adjustable Piston Speed (product dependant)




Optional




Stroke Counter




Automatic Filling Line mode



1



2



3




Specifications

fill range	ml	100-1000
fill accuracy	%	+/-2
air source	bars	6-8
filling speed	bpm	10-50
width	mm	400
height	mm	400
length	mm	1200
weight	kg	30

* Please confirm specifications on order as features may change

EFPF-B1-100

Flamingo Benchtop Piston Filler 100ml



fill range	ml	10-100
fill accuracy	%	+/-2
air source	bars	6-8
filling speed	b.p.m	20
width	mm	400
height	mm	400
length	mm	1200
weight	kg	25

* Please confirm specifications on order as features may change

EFPF-B1-300

Flamingo Benchtop Piston Filler 300ml with Stand




fill range	ml	30-300
fill accuracy	%	+/-2
air source	bars	6-8
filling speed	b.p.m	20
width	mm	400
height	mm	400
length	mm	1200
weight	kg	40

* Please confirm specifications on order as features may change

EFPF-B1-5000

Flamingo Benchtop Piston Filler 5000ml



fill range	ml	500-5000
fill accuracy	%	+/-2
air source	bars	6-8
filling speed	b.p.m	30
width	mm	400
height	mm	400
length	mm	1400
weight	kg	40

* Please confirm specifications on order as features may change

EFPF-A2-1000

Flamingo Twin Head Automatic Piston Filler



fill range	ml	100-1000 x2
fill accuracy	%	+/- 2
air source	bars	8-10
filling speed	b.p.m	20-40
width	mm	1500
height	mm	1850
length	mm	2200
weight	kg	110
power	V	240/50-60Hz

* Please confirm specifications on order as features may change

OPTIONAL:

- Single head Automatic Filler with Conveyor
- Fill range: 30-5000ml